



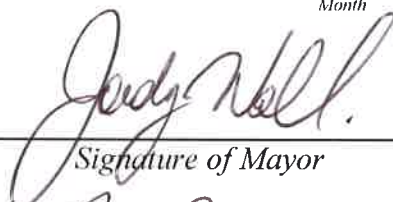
Municipal Budget Submission Form For the Calendar Year 2021

The estimates reported in this submission were approved by the Council of the Municipality of


Town of Pouch Cove

Name of Municipality

at a meeting held on the 7 day of December 2020
Day Month Year



Signature of Mayor



Signature of Clerk/Manager


<u>TABLE OF CONTENTS</u>	
Debt Charges Summary-----	Page 2
Expenditures-----	Page 3
Revenues-----	Page 7
Debt Servicing Ratio-----	Page 12
Summary of the Municipal Budget Submission Form-----	Page 13

**Deadline for Submission:
December 31, 2020**

Debt Charges Summary

Loan Number	Name of Creditor	Purpose (Water, Roads; etc.)	Original Principal	Maturity Date (dd-month-yyyy)	Council Annual Payment	Provincial Annual Payment
85	RBC	2016 Paving	\$101,139.80	5-Aug-2021	\$18,030.00	
84	RBC	2016 Plow Truck	\$44,666.00	25-Oct-2021	\$8,010.00	
87	RBC	FD Unit #3	\$35,695.00	24-Oct-2022	\$7,780.56	
81	RBC	Arena Loan Payment	\$264,726.00	31-Dec-2023	\$32,160.00	
TBD	BMO	Fire Truck	\$550,048.00	31-Jul-2035	\$43,239.36	
TBD	TD	New Road	\$33,631.85	Year 2025	\$7,060.31	
TBD	TD	Noseworthy's Lane	\$46,002.44	Year 2025	\$9,657.25	
TBD	TD	Municipal Ops Facility	\$471,727.00	Year 2030	\$51,891.31	
	NMFC					\$9,454.00
Totals					\$177,828.79	\$9,454.00

BEFORE CONTINUING:



1. Transcribe **BOTH** the above totals for Council Annual Payment and Provincial Annual Payment to the appropriate boxes in section “7.1 Debt Charges From All Sources” of “7.0 FISCAL SERVICES” on Page 6.

2. Transcribe the above total of “Provincial Annual Payment” to sub-section 4.1.2 “Provincial Portion of Debt Charges” found in the section “4.1 Provincial Government Grants and Subsidies” on Page 11.

Expenditures

1.1 Council

1.1.1. Remuneration for Councillors -----	\$40,000.00	
1.1.2. Travel -----	\$10,000.00	
Total 1.1 Council -----		\$50,000.00

1.2 General Administration

1.2.1. Salaries -----	\$461,000.00	
1.2.2. Employee Benefits -----	\$54,500.00	
1.2.3. Payroll Burden -----	\$40,000.00	
1.2.4. Travel -----	\$7,000.00	
1.2.5. Supplies -----	\$29,000.00	
1.2.6. Purchased Services (other than Insurance) -----	\$55,000.00	
1.2.7. Professional Services -----	\$52,000.00	
1.2.8. Insurance -----	\$43,000.00	
Total 1.2 General Administration -----		\$741,500.00

1.3 Municipal Elections & By-elections -----		\$1,500.00
---	--	-------------------

1.4 Property Assessment Services -----		\$33,488.00
---	--	--------------------

1.5 Common Services

1.5.1 Engineering Services -----	\$0.00	
1.5.2 General Maintenance -----	\$77,000.00	
1.5.3 Professional Development and Training -----	\$10,000.00	
1.5.4 Public Relations -----	\$7,000.00	
Total 1.5 Common Services -----		\$94,000.00

TOTAL 1.0 GENERAL GOVERNMENT -----		\$920,488.00
---	--	---------------------

2.0 PROTECTIVE SERVICES

2.1 Fire Protection -----		\$156,760.64
----------------------------------	--	---------------------

2.2 Emergency Preparedness and Response -----	\$5,000.00
2.3 Animal and Pest Control -----	\$13,266.28
2.4 Municipal Enforcement -----	\$1,000.00
2.5 Other Protective Services and Inspections -----	
TOTAL 2.0 PROTECTIVE SERVICES -----	\$176,026.92

3.0 TRANSPORTATION SERVICES

3.1 Vehicle and Fleet Maintenance -----	\$60,000.00
3.2 Road Transport	
3.2.1 Streets, Roads, Sidewalks, etc. -----	\$65,000.00
3.2.2 Snow Removal -----	\$25,000.00
3.2.3 Street Lighting -----	\$50,000.00
3.2.4 Traffic Services -----	\$5,000.00
Total 3.2 Road Transport -----	\$145,000.00
3.3 Public Transit -----	
3.4 Other Transportation Services -----	
TOTAL 3.0 TRANSPORTATION SERVICES -----	\$205,000.00

4.0 ENVIRONMENTAL HEALTH

4.1 Water Supply -----	\$200,000.00
4.2 Sewage Collection and Disposal -----	\$40,000.00
4.3 Garbage and Waste Collection and Disposal -----	\$160,000.00
4.4 Other Environmental Health Services -----	
TOTAL 4.0 ENVIRONMENTAL HEALTH -----	\$400,000.00

5.0 PLANNING AND DEVELOPMENT

5.1 Planning and Zoning -----	\$5,000.00
-------------------------------	------------

5.2 Community Improvement and Development -----	\$10,000.00
5.3 Regional Development -----	\$5,000.00
5.4 Tourism and Marketing -----	\$17,000.00
5.5 Other Planning and Development -----	\$10,000.00
TOTAL 5.0 PLANNING AND DEVELOPMENT -----	\$47,000.00

6.0 RECREATION AND CULTURAL SERVICES

6.1 Recreation Administration -----	\$61,200.00
6.2 Recreation Facilities	
6.2.1 Recreation and Community Centres -----	\$23,000.00
6.2.2 Parks, Playgrounds etc. -----	
6.2.3 Stadium -----	
6.2.4 Swimming Pool -----	
Total 6.2 Recreation Facilities -----	\$23,000.00
6.3 Cultural Facilities -----	\$2,000.00
6.4 Recreation and Cultural Programs, Activities etc. -----	\$51,000.00
6.5 Other Recreation and Cultural Services -----	\$5,000.00
TOTAL 6.0 RECREATIONAL AND CULTURAL SERVICES -----	\$142,200.00

7.0 FISCAL SERVICES

7.1 Debt Charges From All Sources (from page 2)	
7.1.1 Municipal Annual Payment -----	\$177,828.79 (See page 2)

7.1.2 Provincial Annual Payment -----	\$9,454.00 (See page 2)
Total 7.1 Debt Charges From All Sources -----	\$187,282.79
7.2 Transfers to Authorized Reserves and other Funds	
7.2.1 Provision for Uncollectible Taxes, Fees & Charges -----	\$25,600.00
7.2.2 Operating Deficit of Prior Year -----	
7.2.3 Accumulated Deficit Reduction Plan -----	
7.2.4 Discounts, Losses, Allowances -----	
7.2.5 Capital Expenditure Out of Revenue:	
7.2.5.1 Federal Gas Tax -----	\$99,048.00
7.2.5.2 All Other (please provide list) -----	\$235,000.00
Total 7.2.5 Capital Expenditure Out of Revenue -----	\$334,048.00
7.2.6 Authorized Transfers to Reserves & Other Funds:	
7.2.6.1 Federal Gas Tax -----	
7.2.6.2 All Other (please provide list) -----	\$103,282.44
Total 7.2.6 Authorized Transfers to Reserves & Other Funds -----	\$103,282.44
Total 7.2 Transfers to Authorized Reserves and Other Funds -----	\$462,930.44
7.3 Bank Charges & Other Fiscal Services -----	\$20,000.00
TOTAL 7.0 FISCAL SERVICES -----	\$670,213.23

TOTAL EXPENDITURES	\$2,560,928.15
---------------------------	-----------------------

Revenues

1.0 TAXES AND RELATED REVENUES

1.1 Property Tax Information

1.1.1 Residential Property Info.	Assessed Values	Number of Properties	Tax Rate	Total Tax
1.1.1.1. Mil Rate Method	\$200,899,377	1,006	5.25	\$1,054,721.73
1.1.1.2. Minimum Tax Method	\$1,509,900	31	\$400.00	\$12,400.00
1.1.1.3. Residential Grants in Lieu				
1.1.1.4. Residential Exempt Properties				

Total Residential Property Info -----	\$202,409,277	1,037		\$1,067,121.73
--	----------------------	--------------	--	-----------------------

1.1.2 Commercial/Non-Residential	Assessed Values	Number of Properties	Tax Rate	Total Tax
1.1.2.1. Mil Rate Method	\$4,944,800	26	5.25	\$25,960.20
1.1.2.2. Minimum Tax Method (General)	\$283,000	6	\$400.00	\$2,400.00
1.1.2.3. Minimum Tax Method (Small Structures)	\$125,300	7	\$100.00	\$700.00
1.1.2.4. Non-Residential Grants in Lieu				
1.1.2.5. Tax Agreements				
1.1.2.6. Non-Residential Exempt Property	\$6,590,000	44		

Total Commercial/ Non-Residential -----	\$11,943,100	83		\$29,060.20
--	---------------------	-----------	--	--------------------

1.1.3 Vacant Land	Assessed Values	Number of Properties	Tax Rate	Total Tax
1.1.3.1. Minimum Rate Method	\$1,228,700	100	\$100.00	\$10,000.00

Total Vacant Land -----	\$1,228,700	100		\$10,000.00
--------------------------------	--------------------	------------	--	--------------------

Total 1.1 Property Tax Information -----	\$215,581,077	1,220		\$1,106,181.93
---	----------------------	--------------	--	-----------------------

BOX A

1.2 Water and Sewage Tax Information

1.2.1 Residential Water and Sewage	# Household Units	Tax Rate	Total Tax
1.2.1.1. # of Households (Not Connected)	467		

1.2.1.2. Water and Sewage Tax	518	800	\$414,400.00
1.2.1.3. Water Tax Only (if Separate Tax)	118	550	\$64,900.00
1.2.1.4. Sewage Tax Only (if Separate Tax)			
1.2.1.5. Other Residential W/S Tax	115		\$43,287.50

Total Number of Household Units ----- 1,218

Total 1.2.1 Residential W/S Tax ----- \$522,587.50

1.2.2 Commercial/Non-Residential Water and Sewage	# Comm. / Non-Res. Units	Tax Rate	Total Tax
1.2.2.1. # of Commercial/Non-Residential Units (Not Connected)	21		
1.2.2.2. Water and Sewage Tax	29	800	\$23,200.00
1.2.2.3. Water Tax Only (if Separate Tax)	4	550	\$2,200.00
1.2.2.4. Sewage Tax Only (if Separate Tax)			
1.2.2.5. Other Commercial/Non-Residential W/S Tax	6		\$2,400.00
1.2.2.6. Industrial & Institutional W/S (e.g. Fish Plants, Hospitals)			

Total # of Comm./Non-residential Units ----- 60

Total 1.2.2 Commercial/Non-Residential Water and Sewage Tax ----- \$27,800.00

Total 1.2 Water and Sewage Tax ----- \$550,387.50

BOX B

1.3 Other Tax Information

1.3 Other Taxes	# Assessed the Tax	Tax Rate	Total Tax
1.3.1. Poll Tax			
1.3.2. Business Tax			\$48,361.04

1.3.3. Utility Tax		2.5%	\$94,000.00
1.3.4. Municipal Utility (Sales) Tax			
1.3.5. Direct Seller Tax			
1.3.6. Other Authorized Taxes			

Total 1.3 Other Taxes ----- \$142,361.04

BOX C

Grand Total 1.0 Taxes and Related Revenue ----- \$1,798,930.47

(Total of Boxes A, B and C)

2.0 SALES OF GOODS AND SERVICES

2.1 Garbage Collection Fees -----	
2.2 Recreation and Cultural Services -----	\$50,000.00
2.3 Transportation Services -----	
2.4 Fire Protection Service Fees -----	\$33,534.42

2.5 Animal and Pest Control Fees -----	<input type="text"/>	
2.6 Tipping Fees -----	<input type="text"/>	
2.7 Water Supply -----	<input type="text"/>	
2.8 Other Sales of Goods and Services -----	<input type="text"/>	
TOTAL 2.0 SALES OF GOODS AND SERVICES -----		\$83,534.42

3.0 OTHER REVENUE FROM OWN SOURCES

3.1 Assessments, Levies, Fees and Charges -----	<input type="text" value="\$16,000.00"/>	\$16,000.00
3.2 Rental Income -----	<input type="text" value="\$48,000.00"/>	\$48,000.00
3.3 Interest from Investments -----	<input type="text"/>	
3.4 Interest Collected on Overdue Accounts -----	<input type="text" value="\$10,775.95"/>	\$10,775.95
3.5 Other Revenue From Own Sources -----	<input type="text"/>	
TOTAL 3.0 OTHER REVENUE FROM OWN SOURCES -----		\$74,775.95

4.0 GOVERNMENT TRANSFERS

4.1 Provincial Government Grants and Subsidies

4.1.1. Municipal Operating Grant -----	<input type="text" value="\$181,449.11"/>	\$181,449.11
4.1.2. Provincial Portion of Debt Charges -----	<input type="text" value="\$9,454.00"/>	\$9,454.00 (See page 2)
4.1.3. Provincial Gas Tax Revenue -----	<input type="text" value="\$27,153.00"/>	\$27,153.00
4.1.4. Other Provincial Grants and Subsidies (Please attach list)-----	<input type="text" value="\$135,000.00"/>	\$135,000.00
Total 4.1 Provincial Government Grants and Subsidies -----		\$353,056.11

4.2 Federal Government Grants and Subsidies

4.2.1. Federal Gas Tax ----- \$99,048.00

4.2.2. Other Federal Grants and Subsidies
(please provide list) ----- \$30,000.00

Total 4.2 Federal Government Grants and Subsidies----- \$129,048.00

TOTAL 4.0 GOVERNMENT TRANSFERS ----- \$482,104.11

5.0 OTHER TRANSFERS

5.1. Operating Surplus of Prior Year -----

5.2. Transfers from Authorized Reserves

5.2.1. Gas Tax -----

5.2.2. Other (please provide list) ----- \$121,583.20

TOTAL 5.0 OTHER TRANSFERS ----- \$121,583.20

TOTAL REVENUE **\$2,560,928.15**

Please Calculate the Debt Servicing Ratio (DSR):

Debt Servicing Ratio (DSR)

Step 1: Fill in the following information

Municipal Annual Debt Payment (7.1.1 - Page 6) ----- \$177,828.79

Local Revenue 1 Total Taxes and Related Revenue (Page 9) ----- \$1,798,930.47

Local Revenue 2 Total Sales of Goods and Services (Page 10)-----	\$83,534.42
Local Revenue 3 Total Other Revenue from Own Sources (Page 10)-----	\$74,775.95
Total Local Revenue -----	\$1,957,240.84
Municipal Operating Grant (MOG) (4.1.1. Page 11) -----	\$181,449.11
Provincial Gas Tax Revenue (4.1.3. Page 11) -----	\$27,153.00
Debt Servicing Ratio -----	8%

Step 2 : DSR Calculation

$$\begin{array}{ccccccc}
 \frac{\$177,828.79}{\text{Municipal Debt}} & \div & \left(\frac{\$1,957,240.84}{\text{Local Revenue}} \right. & + & \frac{\$181,449.11}{\text{MOG}} & + & \left. \frac{\$27,153.00}{\text{Provincial Gas Tax Revenue}} \right) \\
 & & & & & = & \frac{8\%}{\text{DSR (\%)}}
 \end{array}$$

Summary of The Municipal Budget Submission Form

Name of Municipality	Town of Pouch Cove	Budget Year	2021
-----------------------------	---------------------------	--------------------	-------------

From The Municipal Budget Submission Form, the totals of the seven expenditure functions, the total expenditures, the totals of the five main revenue sources and the total revenues are found in the appropriate boxes below.

Expenditures

1.0 General Government -----	\$920,488.00
2.0 Protective Services -----	\$176,026.92
3.0 Transportation Services -----	\$205,000.00
4.0 Environmental Health -----	\$400,000.00
5.0 Planning and Development -----	\$47,000.00
6.0 Recreation and Cultural Services -----	\$142,200.00
7.0 Fiscal Services -----	\$670,213.23
Total Expenditures -----	\$2,560,928.15

Revenues

1.0 Taxes -----	\$1,798,930.47
2.0 Sales of Goods and Services -----	\$83,534.42
3.0 Other Revenue From Own Sources -----	\$74,775.95
4.0 Government Transfers -----	\$482,104.11
5.0 Other Transfers -----	\$121,583.20
Total Revenues -----	\$2,560,928.15